



Pattern DEL.01 - Herringbone 90° - P & L

29 No. - 266x133mm per sq.m.




Pattern DEL.02 - Herringbone 45° - P & L

29 No. - 266x133mm per sq.m.



Pattern DEL.03 - Stretcher Bond - P & L*

29 No. - 266x133mm per sq.m.




Pattern DEL.04 - Basket Weave - P

29 No. - 266x133mm per sq.m.


Traffic categories - Pedestrian only (P), Light duty inc driveways (L) & Commercial (C) - * Subject to direction of traffic

All block statistics per sq.m. could potentially be rounded up to the nearest whole unit. When multiplied over a large area to get an overall volume it can result in a small excess being incurred. Generally for CBP quantities an extra of approx. 10% is suggested to account for natural wastage and cutting. Brett Landscaping cannot be held responsible for any excess or shortfall of units resulting from these statistics.




Pattern DEL.05 - Double Herringbone - P & L

29 No. - 266x133mm per sq.m.



Pattern DEL.06 - 3 Block Cluster - P

29No. - 266x133mm per sq.m.



Pattern DEL.07 - Herringbone 2:1 - P & L

29 No. - 266x133mm per sq.m.

Traffic categories - Pedestrian only (P), Light duty inc driveways (L) & Commercial (C) - * Subject to direction of traffic

All block statistics per sq.m. could potentially be rounded up to the nearest whole unit. When multiplied over a large area to get an overall volume it can result in a small excess being incurred. Generally for CBP quantities an extra of approx. 10% is suggested to account for natural wastage and cutting. Brett Landscaping cannot be held responsible for any excess or shortfall of units resulting from these statistics.