



Pattern ELP.01 - Stack Bond

800x800mm - 1.56 per sq.m.



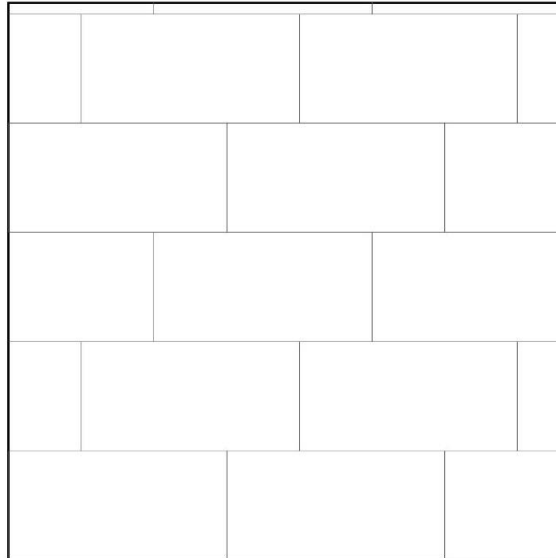
Pattern ELP.02 - Running Bond

800x800mm - 1.56 per sq.m.



Pattern ELP.03 - Running Bond (Half)


1200x600mm - 1.39 per sq.m.



Pattern ELP.04 - Running Bond (Third)


1200x600mm - 1.39 per sq.m.

All block statistics per sq.m. could potentially be rounded up to the nearest whole unit. When multiplied over a large area to get an overall volume it can result in a small excess being incurred. Generally for CBP quantities an extra of approx. 10% is suggested to account for natural wastage and cutting. Brett Landscaping cannot be held responsible for any excess or shortfall of units resulting from these statistics.



Pattern ELP.05 - Herringbone

1200x600mm - 1.39 per sq.m.



Pattern ELP.02 - Running Bond 2 Gauge

1200x600mm - 0.60 per sq.m.      800x800mm - 0.90 per sq.m.

All block statistics per sq.m. could potentially be rounded up to the nearest whole unit. When multiplied over a large area to get an overall volume it can result in a small excess being incurred. Generally for CBP quantities an extra of approx. 10% is suggested to account for natural wastage and cutting. Brett Landscaping cannot be held responsible for any excess or shortfall of units resulting from these statistics.