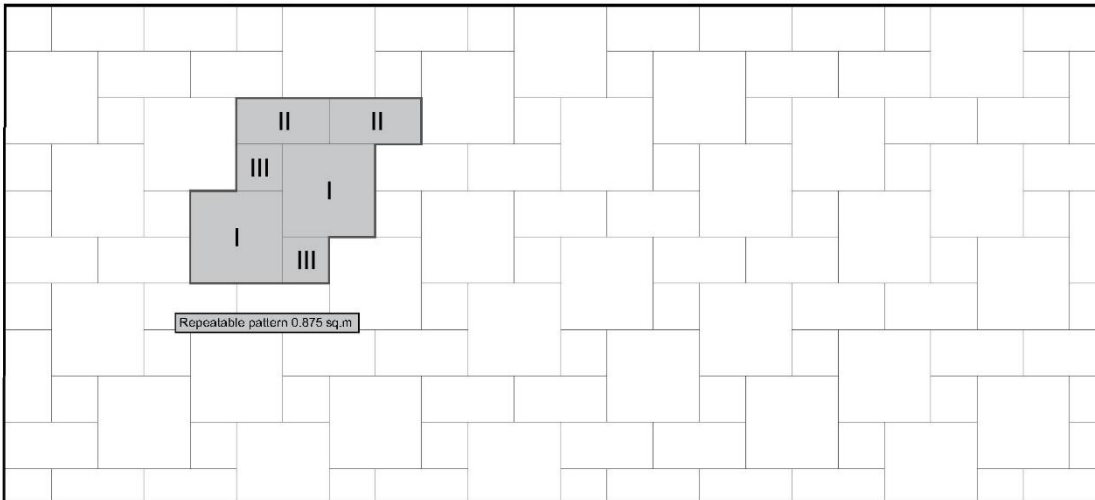


Pattern ESP.01 - Random 3 Size

2No. - (I) 500x500 2.3 per sq.m 2No. - (II) 500x250 2.3 per sq.m

2No. - (III) 250x250 2.3 per sq.m




Pattern ESP.02 - Random 3 Size

2No. - (I) 500x500 2.3 per sq.m 2No. - (II) 500x250 2.3 per sq.m

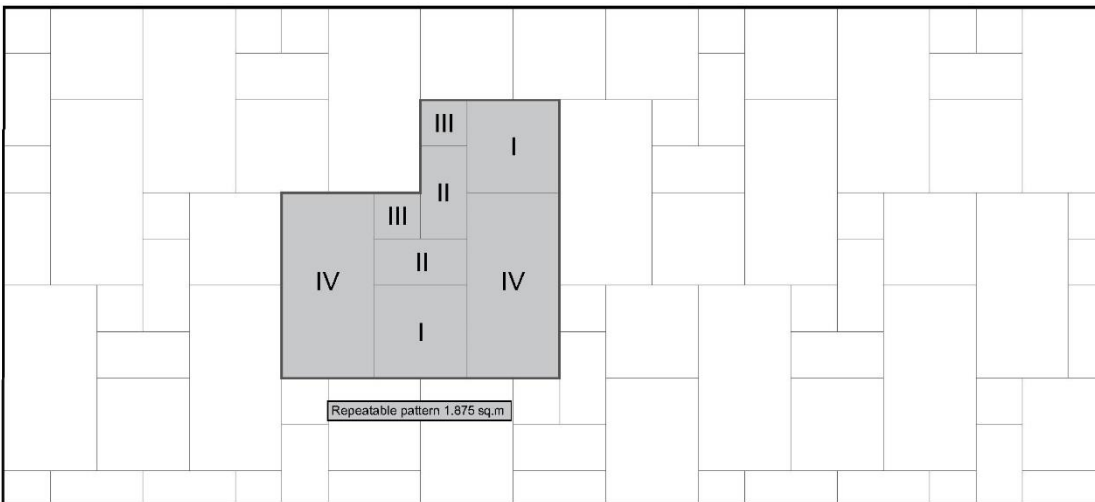
2No. - (III) 250x250 2.3 per sq.m

All block statistics per sq.m. could potentially be rounded up to the nearest whole unit. When multiplied over a large area to get an overall volume it can result in a small excess being incurred. Generally for CBP quantities an extra of approx. 10% is suggested to account for natural wastage and cutting. Brett Landscaping cannot be held responsible for any excess or shortfall of units resulting from these statistics.



Pattern ESP.03 - Running Bond

2No. - 1000x500 2.3 per sq.m



Pattern ESP.02 - Random 3 Size

2No. - (I) 500x500 1.07 per sq.m 2No. - (II) 500x250 1.07 per sq.m

2No. - (III) 250x250 1.07 per sq.m 2No. - (IV) 1000x500 1.07 per sq.m

All block statistics per sq.m. could potentially be rounded up to the nearest whole unit. When multiplied over a large area to get an overall volume it can result in a small excess being incurred. Generally for CBP quantities an extra of approx. 10% is suggested to account for natural wastage and cutting. Brett Landscaping cannot be held responsible for any excess or shortfall of units resulting from these statistics.