

Product information

Brett Omega is the classic rectangular concrete block that remains the UK's most popular format of paving. It's designed to be both hand and machine laid.

Brett Omega has a number of accessories: the Half Block for pattern completion, the Bishops Hat for abutting to a straight edge in the 45° herringbone pattern and a range of painted units are available for demarcation. The High Kerb and Drivestyle Kerb ranges accompany the product.

Brett Omega is suitable for all typical paving applications when designed and constructed in accordance with the requirements of BS 7533.

The full block is supplied in void packs, to enable efficient site handling with paver transport carts and to reduce wastage.

Half Blocks and Bishops Hats are supplied on pallets.


Brett Omega can be supplied for machine laying. Please see the Omega Machine Lay Data Sheet.

Omega - standard dimensions

Block	Code	Plan size (mm)	Thickness (mm)	Blocks per m ²	Area (m ²) per pack	Blocks per pack	Pack weight (kg)
Half Block	OH60	100 x 100	60	100	7.68	768	1012
Full Block	OM60	200 x 100	60	50	8.08	404	1090
Half Block	OH80	100 x 100	80	100	5.76	576	993
Full Block	OM80	200 x 100	80	50	6.16	308	1097
Full Block	OM100	200 x 100	100	50	4.88	244	1090

Add AG/BR/AX/BF/BO/CL/RD/GY to specify colour. For example, the code for a 60 mm thick half Omega in Red (RD) would be OH60RD.

Standard colours



Autumn Gold (AG)




Autumn Mix (AX)




Buff (BF)



Natural (GY)



Burnt Oak (BO)



Brindle (BR)



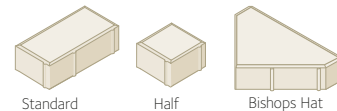
Charcoal (CL)



Red (RD)

Product specifications

Product Type	Precast Concrete Paving Block
Manufactured and tested to	BS EN 1338: 2003
Characteristic Tensile Splitting Strength (T)	≥ 3.6 MPa
Abrasion Resistance (Wide Wheel Test)	Class 4
Unpolished Slip Resistance Value (USRV)	Above 75 – Potential for slip – Extremely Low
Polished Pendulum Test Value (PPTV)	61 – Potential for slip – Low (Tested in accordance with BS6717:2001-2003)
Dimensional Tolerance	Thickness ± 3mm; Plan Size ± 2mm
Weathering Resistance	Class 3
Total Water Absorption	Class 2 – ≤ 6,0 as a percentage by mass



Brett Landscaping and Building Products
Sibley Road
Barrow upon Soar
Leicestershire LE12 8LX

Commercial Support
t: 0845 60 80 579 e: projectdesigner@brett.co.uk

